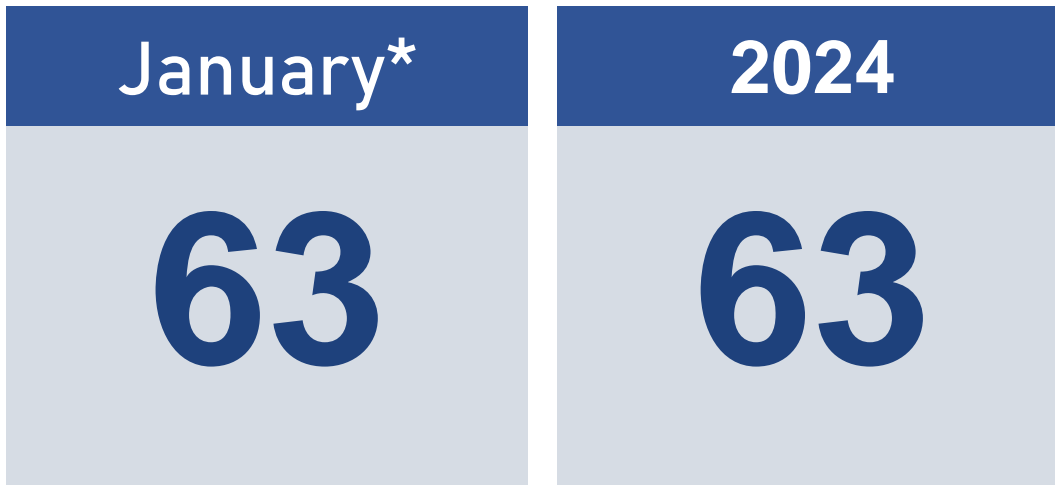


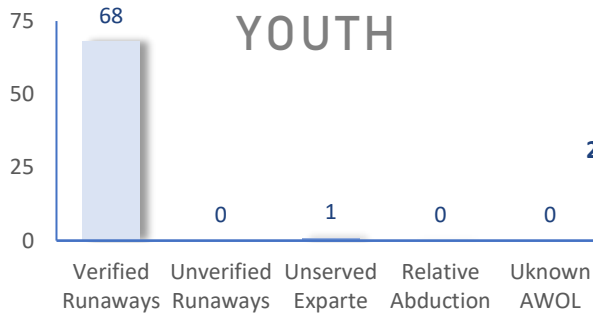
The following statistics show the status and demographics of absent Kansas foster youth and track DCF's successful recovery efforts.

## RECOVERED YOUTH

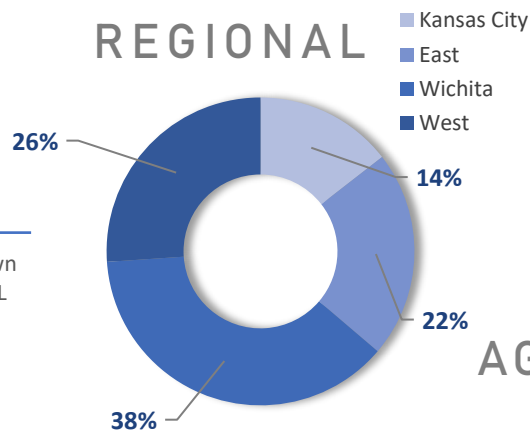


\*A youth may be recovered more than once per month.

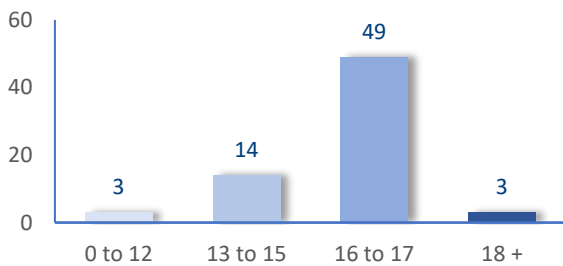
## CURRENT AWOL YOUTH



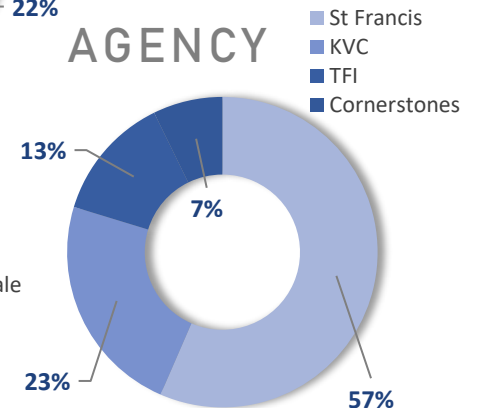
## REGIONAL



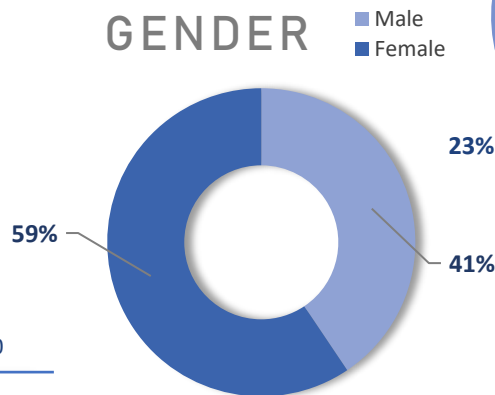
## AGE



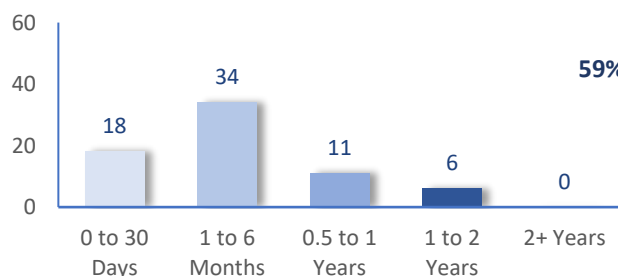
## AGENCY



## GENDER



## TIME



## DAILY AWOL YOUTH

# 2024

October		November		December		January	
DATE	# AWOL	DATE	# AWOL	DATE	# AWOL	DATE	# AWOL
2	82	1	83	1	81	2	79
3	81	2	83	4	81	3	76
4	82	3	76	5	83	4	78
5	81	6	77	6	83	5	76
6	78	7	77	7	84	8	79
9	77	8	77	8	84	9	79
10	77	9	79	11	84	10	73
11	75	13	80	12	84	11	72
12	78	14	82	13	84	12	69
13	78	15	85	14	84	16	71
16	75	16	80	15	81	17	73
17	76	17	79	18	81	18	68
18	77	20	82	19	85	19	68
19	78	21	82	20	82	22	63
20	73	22	82	21	84	23	70
23	75	27	82	22	79	24	69
24	76	28	84	26	80	25	
25	77	29	85	27	81	26	
26	77	30	84	28	82	29	
27	78			29	80	30	
30	75					31	
31	78						



